

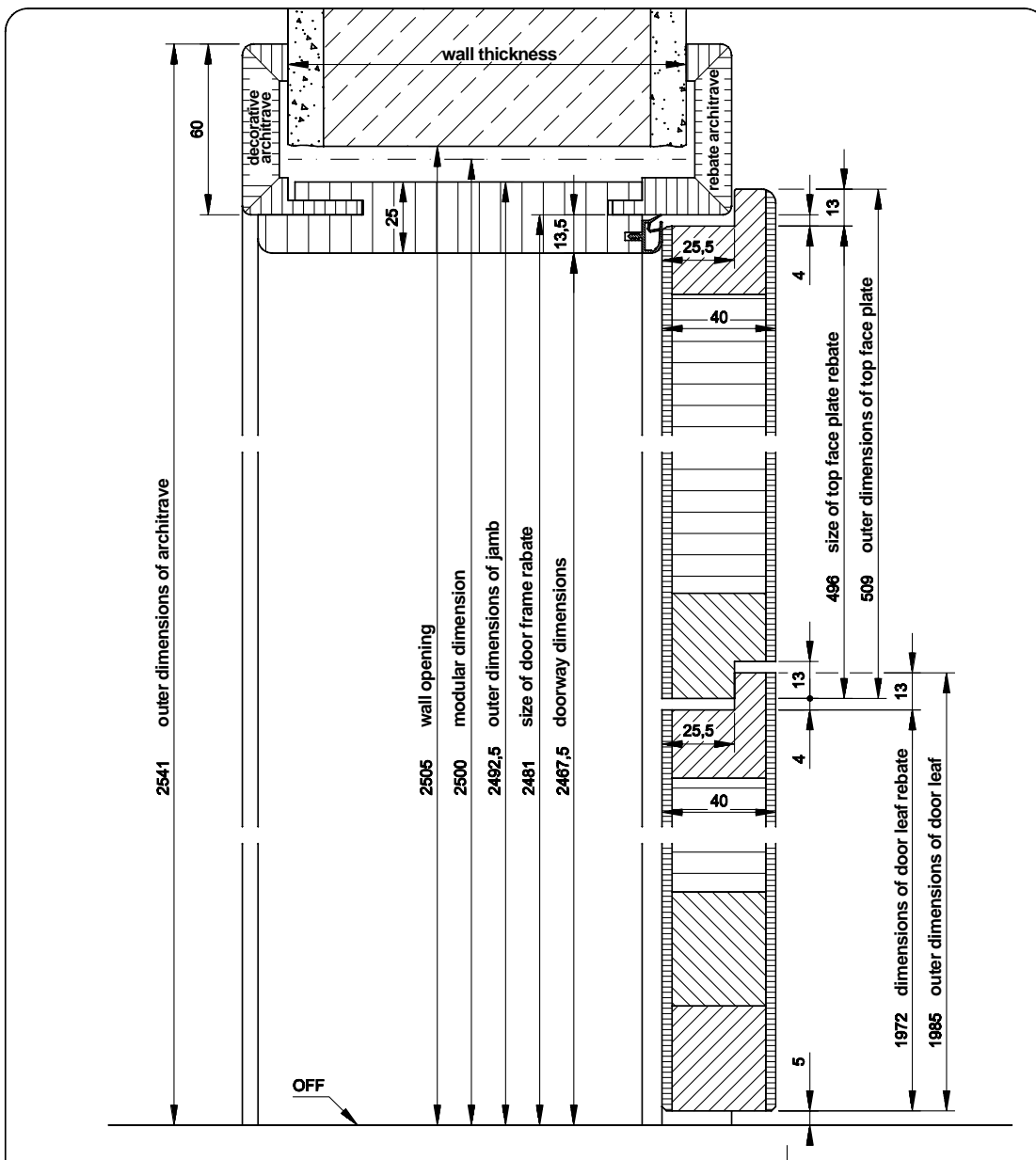
HUGA summary of dimensions ceiling height with sample calculations

- top face plate – counter rebate

Technical Notes

Subject to errors and omissions.

We reserve the right to make structural changes. Status 06/2004.



sample calculation

outer dimensions of architrave 2541
(corresponds to wall opening 2505)
outer dimensions of door leaf: 1985

detailed calculation

outer dimension of architrave 2541
- width of architrave 60
- outer dimensions of door 1985
- door clearance bottom 5
+ door rebate 13
- door clearance top 4
+ top face plate rebate 13
- top face plate clearance 4
= outer dimensions of top face plate 509

calculation with constants

- outer dimension of architrave 2541
- outer dimensions of door 1985
- constants 47
= outer dimensions of top face plate 509
(constants with 80 mm architrave 67)

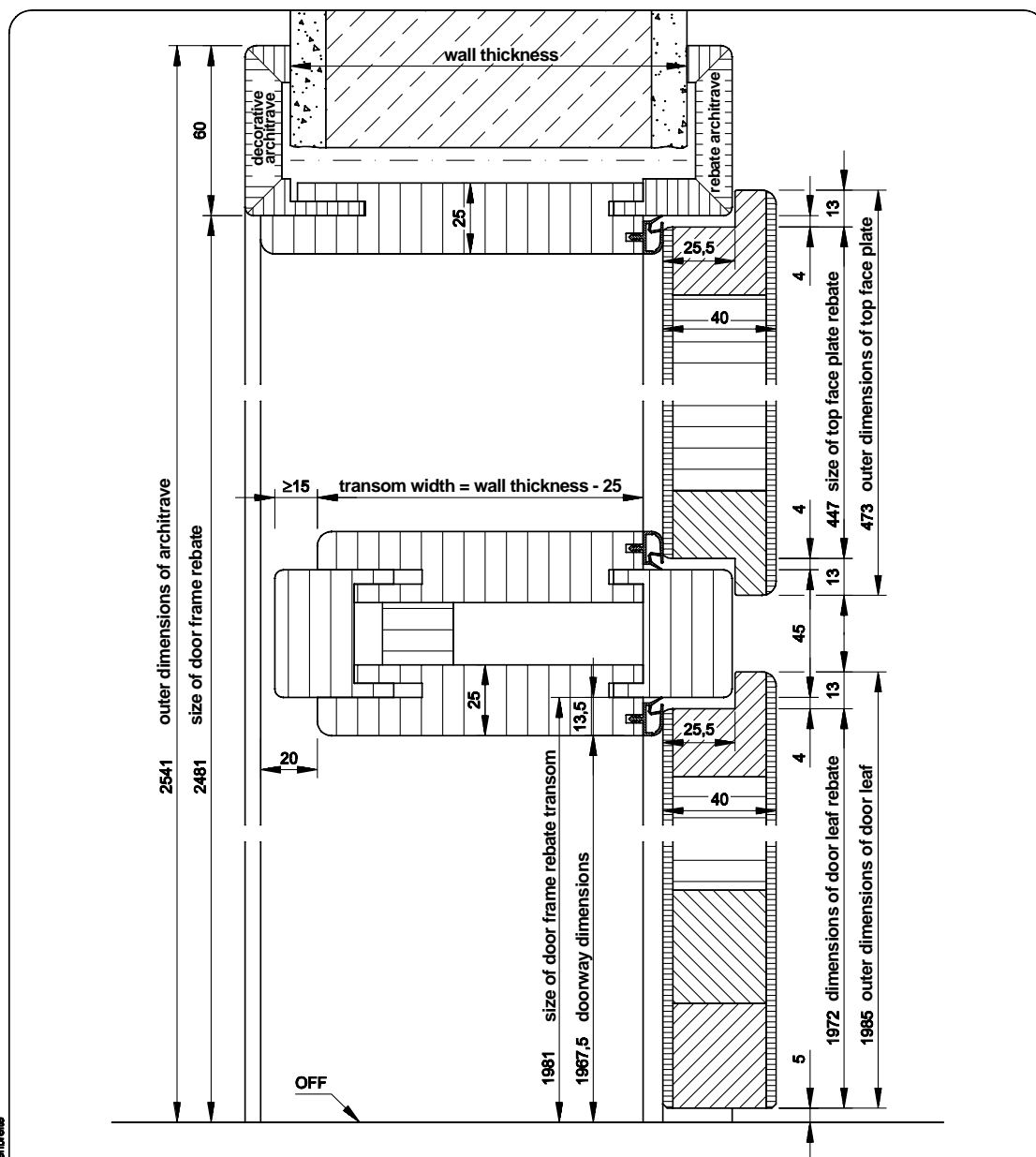


HUGA summary of dimensions ceiling height with sample calculations

HUGA

DOOR ELEMENTS
COMMERCIAL
RESIDENTIAL

- top face plate – transom in same width as face plate



sample calculation

outer dimensions of architrave 2541
(corresponds to wall opening 2505)
outer dimensions of door leaf: 1985

detailed calculation

outer dimension of architrave 2541
- width of architrave 60
- outer dimensions of door 1985
- door clearance bottom 5
+ door rebate 13
- door clearance top 4
- transom width 45
+ 2 x top face plate rebate 26
- 2 x top face plate clearance 8
= outer dimensions of top face plate 473

calculation with constants

- outer dimension of architrave 2541
- outer dimensions of door 1985
- constants 83
= outer dimensions of top face plate 473
(constants with 80 mm architrave 103)

HUGA DOOR ELEMENTS
COMMERCIAL
RESIDENTIAL

summary of dimensions – ceiling height top face plate – transom in same width as face plate

November 99

subject to technical alterations

Technical Notes

Subject to errors and omissions.

We reserve the right to make structural changes. Status 06/2004.

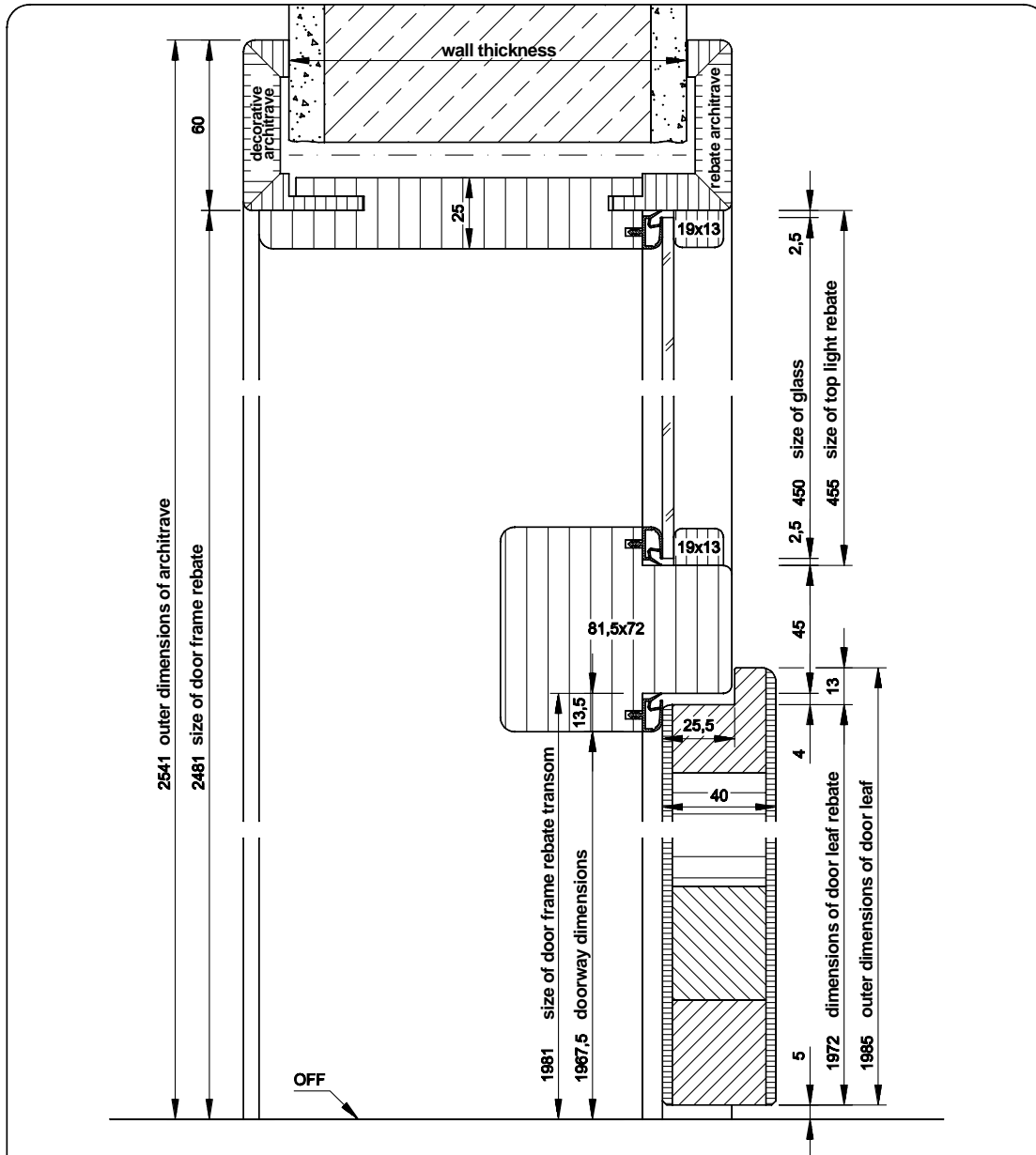
HUGA summary of dimensions ceiling height with sample calculations

• top light – transom

Technical Notes

Subject to errors and omissions.

We reserve the right to make structural changes. Status 06/2004.



sample calculation

outer dimensions of architrave 2541
(corresponds to wall opening 2505)
outer dimensions of door leaf: 1985


detailed calculation

outer dimension of architrave 2541
- width of architrave 60
- outer dimensions of door 1985
- door clearance bottom 5
+ door rebate 13
- door clearance top 4
- transom width 45
- 2 x glass clearance 5
= size of glass 450

calculation with constants

- outer dimension of architrave 2541
- outer dimensions of door 1985
- constants 106
= size of glass 450
(constants with 80 mm architrave 126)

not Kunden\Technische Maßblätter\Maße - GSH mit Oberlicht - Kämpfer

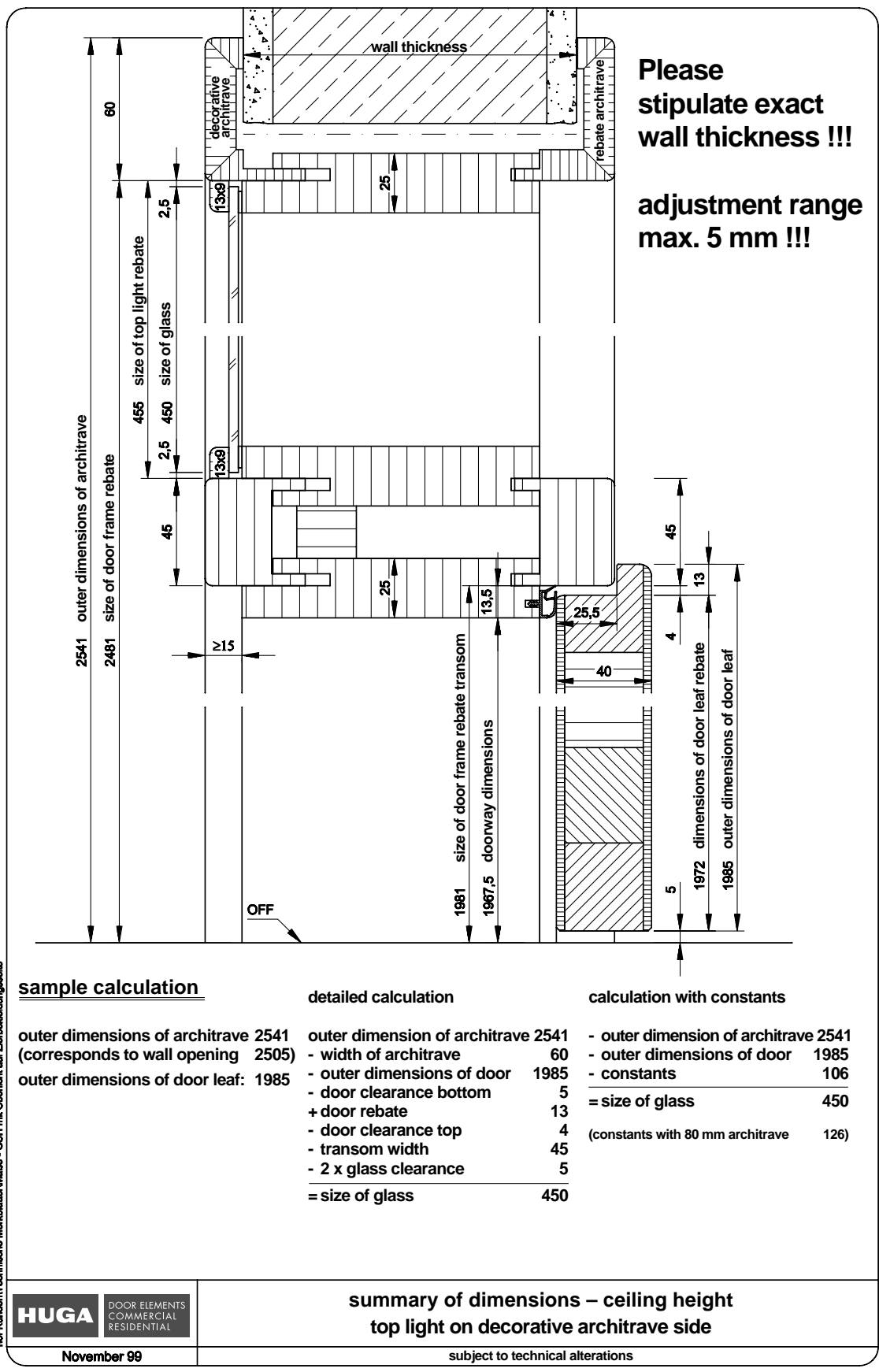


HUGA summary of dimensions ceiling height with sample calculations



DOOR ELEMENTS
COMMERCIAL
RESIDENTIAL

- top light – glazing on decorative architrave side



Technical Notes

Subject to errors and omissions.

We reserve the right to make structural changes. Status 06/2004.

hof Kundent Technische Merkblätter/Maße - GSH mit Oberlicht auf Zierbekleidungsseite

HUGA DOOR ELEMENTS
COMMERCIAL
RESIDENTIAL

summary of dimensions – ceiling height top light on decorative architrave side

November 99

subject to technical alterations



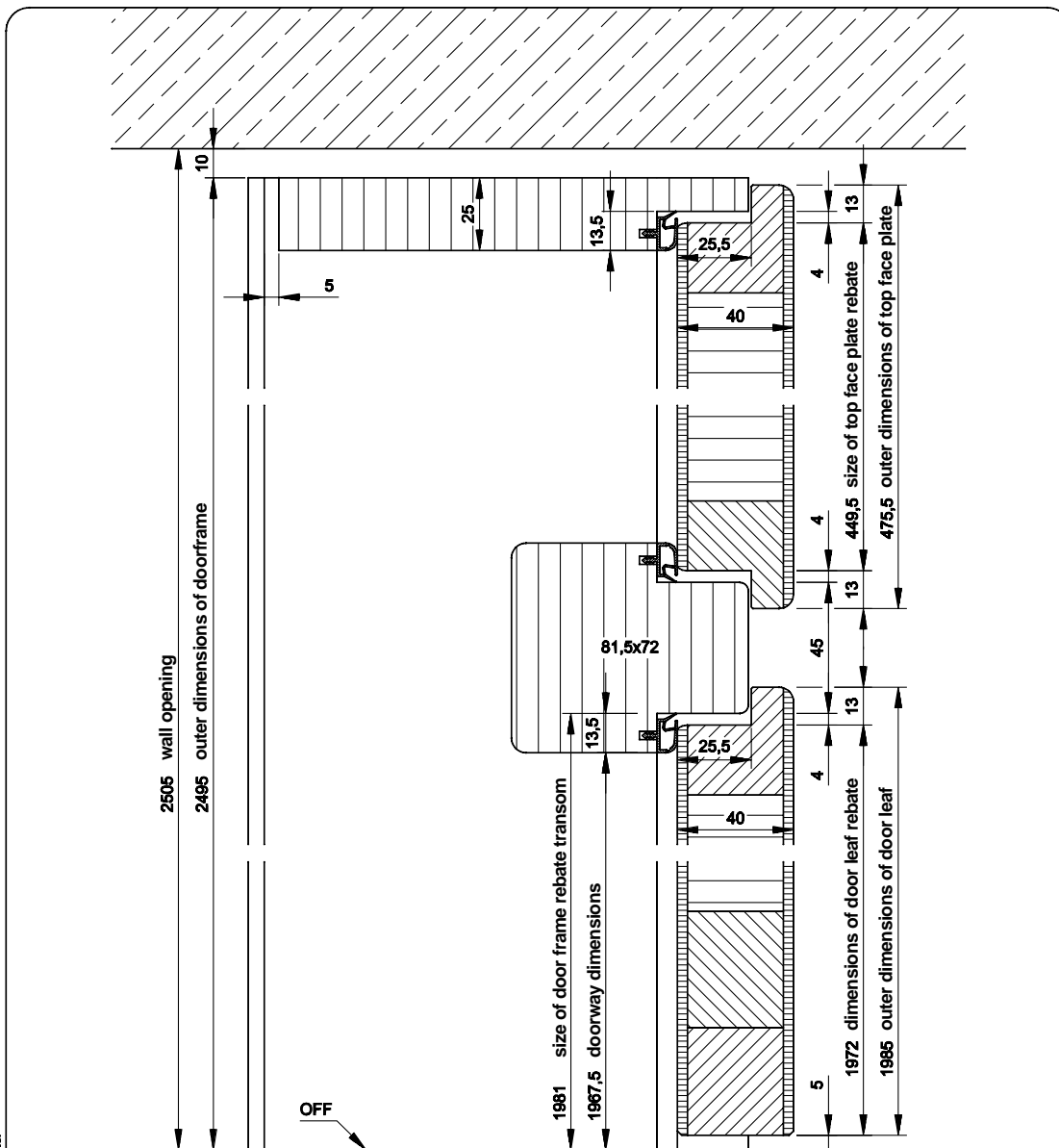
HUGA summary of dimensions ceiling height with sample calculations

- top light – mortice and tenon joint

Technical Notes

Subject to errors and omissions.

We reserve the right to make structural changes. Status 06/2004.



sample calculation

wall opening: 2505
outer dimensions of door leaf: 1985

detailed calculation

wall opening 2505
- jamb clearance top 10
- jamb top 25
+ jamb rebate top 13,5
- outer dimensions of door 1985
- door clearance bottom 5
+ door rebate 13
- door clearance top 4
- transom width 45
+ 2 x top face plate rebate 26
- 2 x top face plate clearance 8
= outer dimensions of top face plate 475,5

calculation with constants

- wall opening 2505
- outer dimensions of door 1985
- constants 44,5
= outer dimensions of top face plate 475,5

