

HUGA sizes per DIN 18101

- vertical section

HUGA

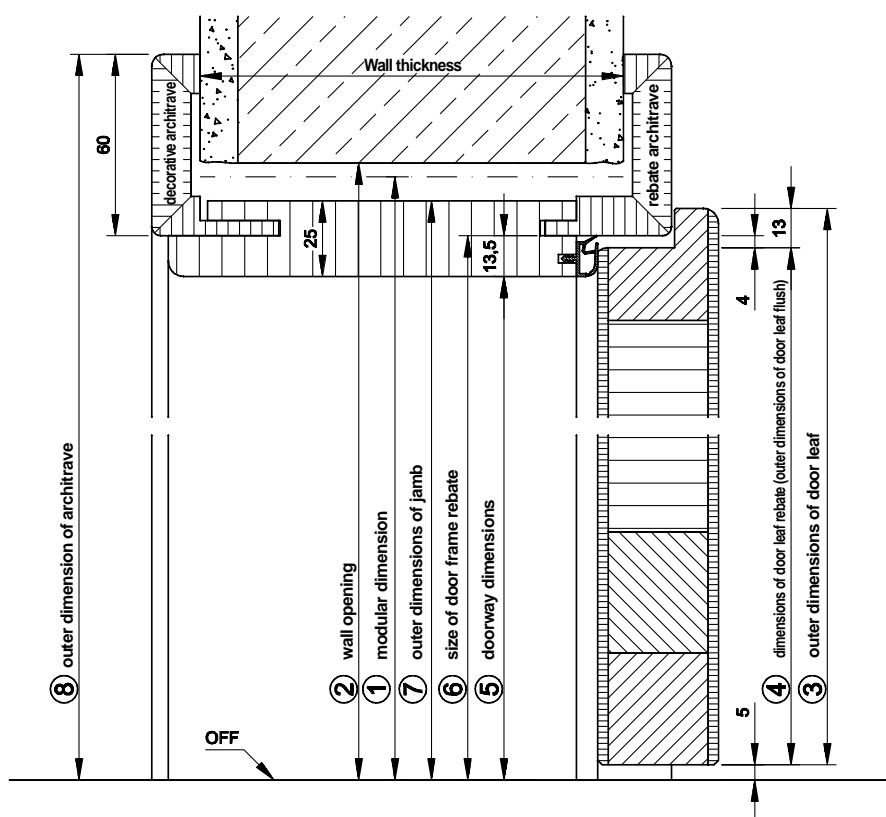
DOOR ELEMENTS
COMMERCIAL
RESIDENTIAL

Technical Notes

Subject to errors and omissions.

We reserve the right to make structural changes. Status 06/2004.

1	modular dimension	1875	2000	2125	2250
2	wall opening	1880	2005	2130	2255
3	outer dimensions of door leaf	1860	1985	2110	2235
4	dimens. of door leaf rebate	1847	1972	2097	2222
5	doorway dimensions	1842,5	1967,5	2092,5	2217,5
6	size of door frame rebate	1856	1981	2106	2231
7	outer dimensions of jamb	1867,5	1992,5	2117,5	2242,5
8	outer dimension of architrave	1916	2041	2166	2291



not Kunden\Technische Merkblätter\DIN 18101 - Vertikaltechnik

HUGA

DOOR ELEMENTS
COMMERCIAL
RESIDENTIAL

November 99

sizes per DIN 18101
vertical section

subject to technical alterations



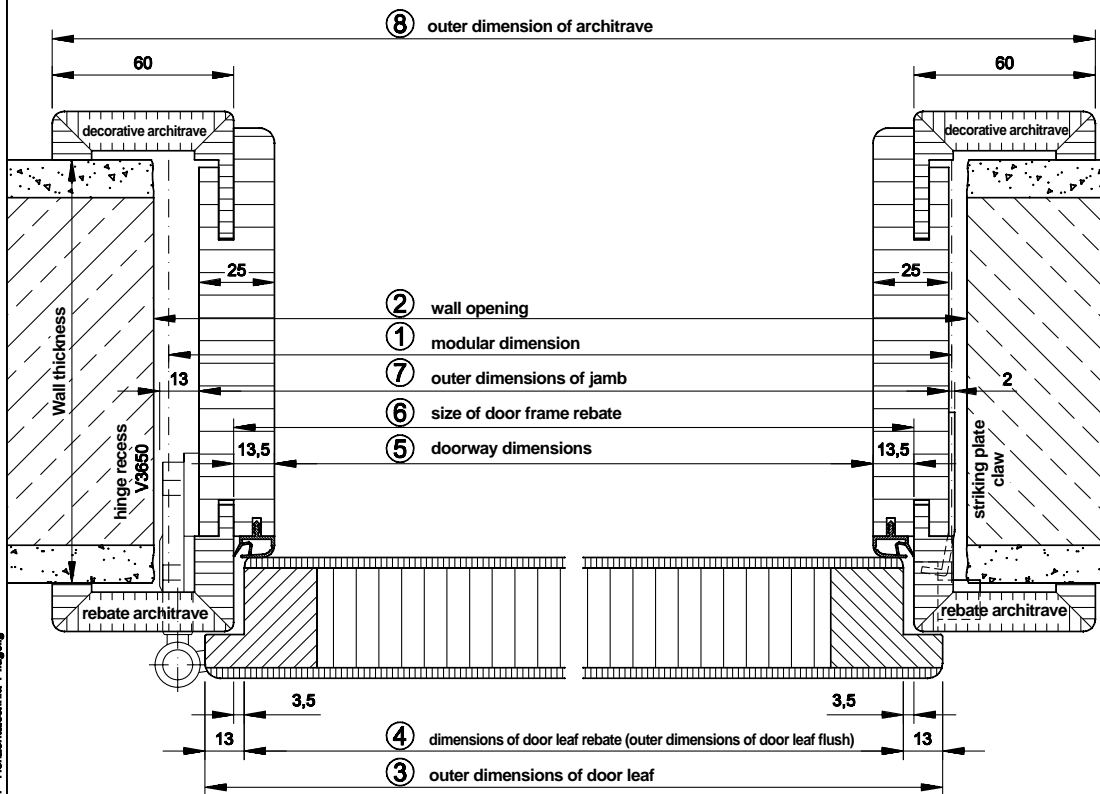
HUGA sizes per DIN 18101

• horizontal section single door

HUGA

DOOR ELEMENTS
COMMERCIAL
RESIDENTIAL

1	modular dimension	625	750	875	1000	1125	1250
2	wall opening	635	760	885	1010	1135	1260
3	outer dimensions of door leaf	610	735	860	985	1110	1235
4	dimens. of door leaf rebate	584	709	834	959	1084	1209
5	doorway dimensions	564	689	814	939	1064	1189
6	size of door frame rebate	591	716	841	966	1091	1216
7	outer dimensions of jamb	614	739	864	989	1114	1239
8	outer dimension of architrave	711	836	961	1086	1211	1336



her Kundent/Technische Merkblätter/DIN 18101 - Horizontalschnitt 1-flügelig

HUGA

DOOR ELEMENTS
COMMERCIAL
RESIDENTIAL

November 99

sizes per DIN 18101
horizontal section, single door

subject to technical alterations

Technical Notes

Subject to errors and omissions.

We reserve the right to make structural changes. Status 06/2004.



HUGA sizes per DIN 18101

- vertical section double door

HUGA

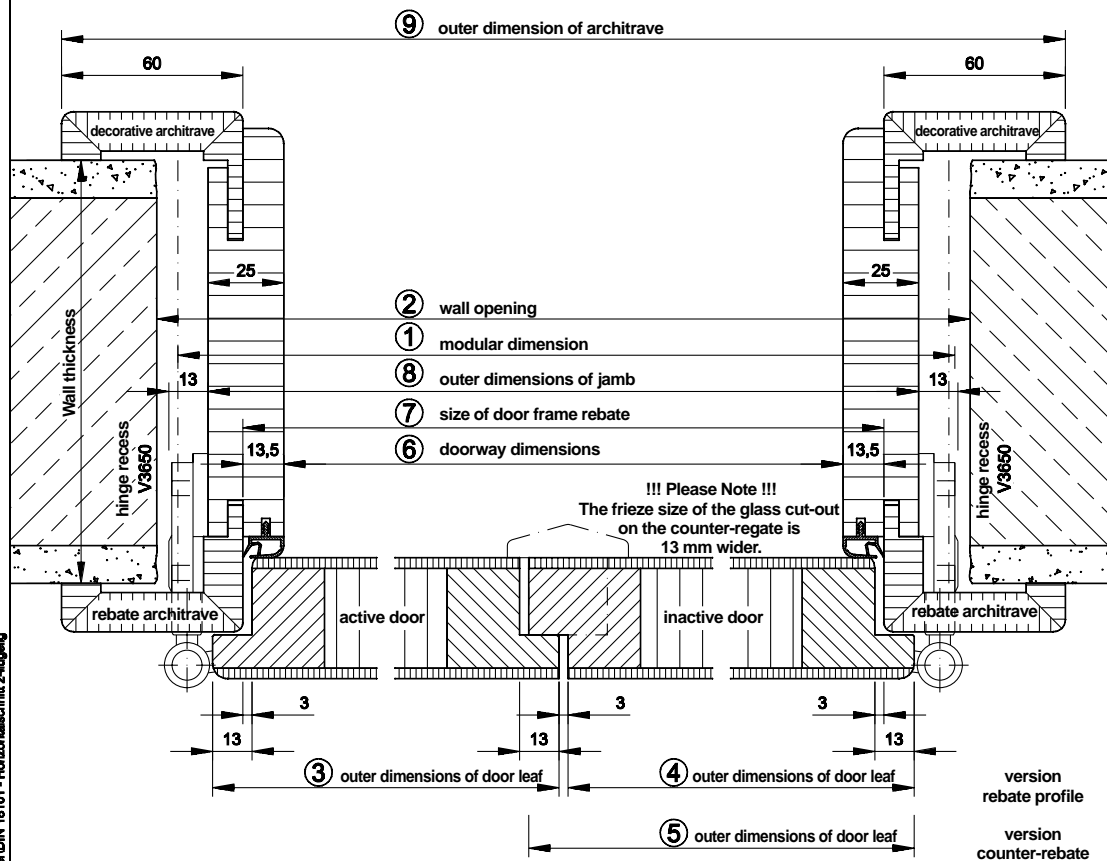
DOOR ELEMENTS
COMMERCIAL
RESIDENTIAL

Technical Notes

Subject to errors and omissions.

We reserve the right to make structural changes. Status 06/2004.

1	modular dimension	1250	1375	1500	1500	1625	1625	1750	1750	1875	2000
2	wall opening	1260	1385	1510	1510	1635	1635	1760	1760	1885	2010
3	outer dimensions of door leaf active door	610	735	735	860	860	985	860	985	985	985
4	outer dimens. of door leaf inactive door/ rebate profile	610	610	735	610	735	610	860	735	860	985
5	outer dimens. of door leaf inactive door/ counter-rebate	623	623	748	623	748	623	873	748	873	998
6	doorway dimensions	1176	1301	1426	1426	1551	1551	1676	1676	1801	1926
7	size of door frame rebate	1203	1328	1453	1453	1578	1578	1703	1703	1828	1953
8	outer dimensions of jamb	1226	1351	1476	1476	1601	1601	1726	1726	1851	1976
9	outer dimension of architrave	1323	1448	1573	1573	1698	1698	1823	1823	1948	2073



hof/Kunden/Technische Merkblätter/DIN 18101 - Horizontalschnitt 2-ügelig

HUGA DOOR ELEMENTS
COMMERCIAL
RESIDENTIAL

November 99

sizes per DIN 18101
horizontal section, double door

subject to technical alterations